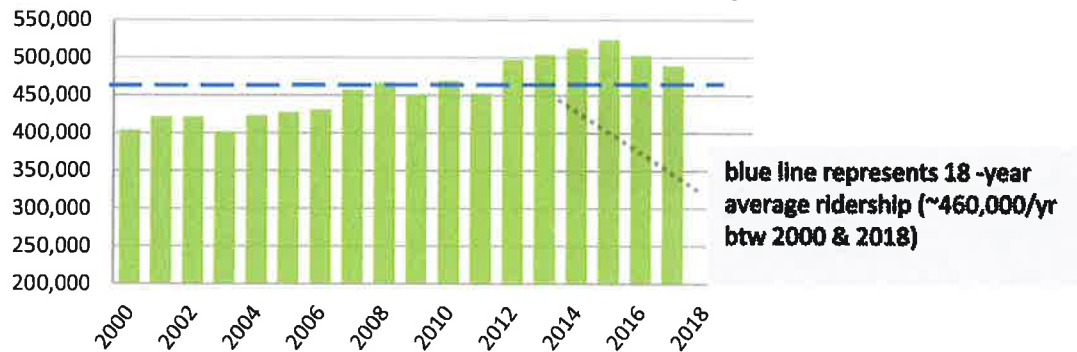


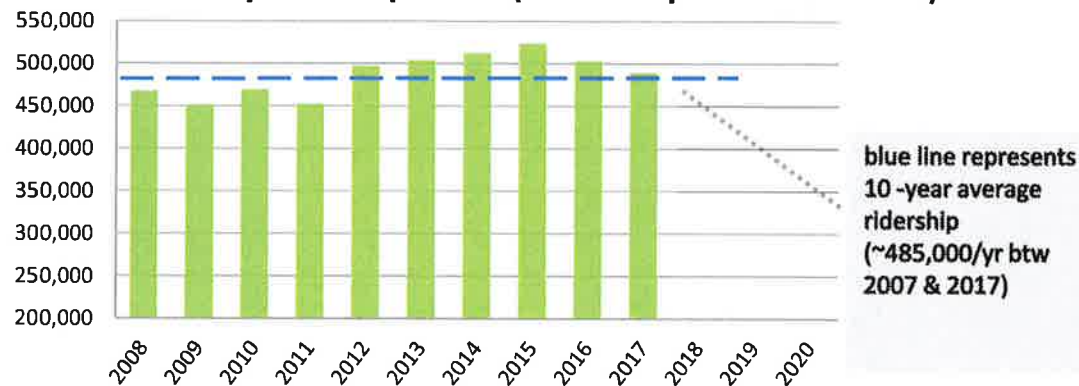
Three charts to inform the FIF discussions

FIF Ridership (Round-Trip to Ocean Beach)



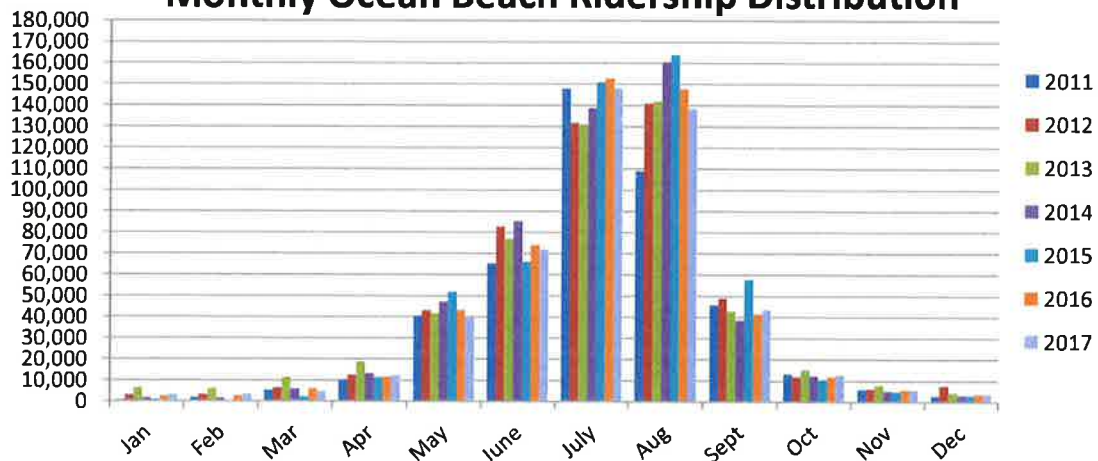
- OB is on pace to arrive at approx. 490K riders this year; this compares with 524K in 2015 (the high-water mark) and 504K in 2016; the LT average is 460K

FIF Yearly Ridership Totals (Round-Trip to Ocean Beach)



- As opposed to year-over-year gains in ridership over most of the past decade +, we may be witnessing the beginnings of a moderation in ridership;
- Potential causes: increased ferry tix costs, seasonal factors due to climate change (very wet early summer this year, followed by a beautiful fall, other reasons...)

Monthly Ocean Beach Ridership Distribution



- August appears to be a driver of the year over year decrease in ridership